



OVERSEAS TRADING SERVICES  
O.T.S.



Generator Set Data Sheet

MPG45KVA

PK@50Hz45KVA/36KW

Powered by



## Main Features



DIESEL GENERATING SET



PERKINS  
1103A-33TG1



400/230V,  
380/220V



3 phase  
50 Hz



1500 rpm



3 CYLINDERS



7.9 LITRE



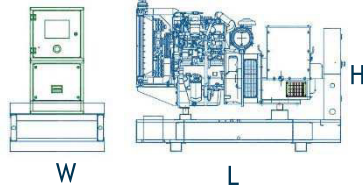
10.2 LITRE

**Standby Power: 49.6 KVA - 39.7 KW**

**Prime Power: 45KVA - 36 KW**

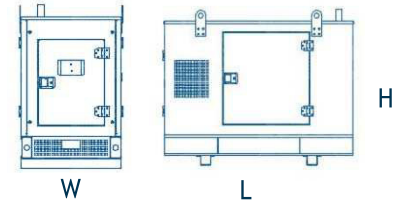
### Open Skid

Length (L) 180 cm  
Height (H) 130 cm  
Width (W) 70 cm  
Weight 810 kg  
Daily Tank 110L



### Sound Proof

Length (L) 223 cm  
Height (H) 132 cm  
Width (W) 108 cm  
Weight 1069 kg  
Daily Tank 120L



Acoustic pressure level @3m

75 dBA

## ENGINE: PERKINS 1103A-33TG1

Engine power output	41 kWm-55 hp
Cooling System	Water Cooled
Displacement / Capacity	3.3 Liter
No. of cylinders	3
Cylinder Arrangement	Vertical In line
Induction System	Turbocharged
Bore and Stroke	105 x 127 mm
Cycle	4 stroke
Combustion System	Direct Injection
Compression Ratio	17.25:1 nominal
Rotation	Anti-clockwise, viewed on flywheel
Frequency and Engine Speed	50Hz & 1500rpm

Starting voltage	12V
Governor	Mechanical
Oil capacity	7.9 Liter
Coolant capacity	10.2 Liter
12 V D.C. starter and charge alternator	
Replaceable fuel filter, oil filter and dry element air filter	
Cooling radiator and fan	
Starter battery (maintenance free)	
Fuel consumption at 100% load	10.7 L/hr.
Fuel consumption at 75% load	8.2 L/hr.
Fuel consumption at 50% load	5.7 L/hr.

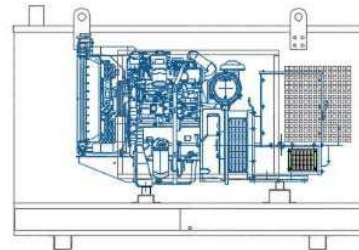



## ALTERNATOR: LEROY SOMER

Rating	45KVA	Model	TAL042F
No. of bearing	1	Insulation class	H
Total Harmonic Content	At no load<3.5% -no load<5%	Wires	6
		Excitation System	SHUNT
Ingress Protection	IP23	AVR Model	R120
Winding Pitch	2/3(Wdg 3)	Voltage Regulation	±1%
Over-speed	2250 mn <sup>-1</sup>		
Circuit Breaker Capacity	MCB 63Amps		

## STANDARD CANOPY

Sound Level	75 dBA @ 3 meters in free space
Design	Rigid canopy base manufactured by black steel metal sheets welded on canopy body with internal Reinforcement and bolted on the body. 3 service doors with stainless steel door locks. Stainless steel heavy duty door hinges. Black steel canopy body – 2mm and 3mm treated with greasing phosphate and anticorrosion treatment with electro static power coating.
Connection	Flexible
Sound isolation	Rockwool with perforated sheets
Muffler	Muffler with rain cap



## CONTROL (MONITORING) SYSTEM: DEEP SEA

Control panel model	DSE6010
	The DSE6010 is an Auto Start Control Module for single gen-set applications. It includes a backlit LCD display which clearly shows the status of the engine all the times. This module can either be programmed using the front panel or by using the DSE configuration suite PC software.
Metering and Alarm indications	<ul style="list-style-type: none"> <li>• Generator frequency</li> <li>• Under-speed, Over-speed</li> <li>• Generators volts (L-L, L-N)</li> <li>• Generator current</li> <li>• Engine Oil pressure</li> <li>• Fail to start/ stop</li> <li>• Emergency stop</li> <li>• Failed to reach loading voltage / frequency</li> <li>• Engine coolant temperature</li> <li>• Fuel level (warning or shutdown) – Optional</li> <li>• Hours run counter</li> <li>• Battery volts</li> <li>• Charge fail</li> <li>• Low DC voltage</li> <li>• CAN diagnostics and CAN fail/ error</li> </ul>

Gen-sets can be equipped with different control panels depending on usage, such as: DSE6020, DSE7310, DSE7320 or DSE8610 (Synchronization Panel)



OVERSEAS TRADING SERVICES  
O.T.S.

MPG 45KVA

PK@50Hz 45kVA/36 kW

Powered by  Perkins

 LEROY SOMER

## OPTIONAL EQUIPMENTS

ATS (Automatic Transfer Switch)  
Water Jacket Heater  
Battery Charger  
Fuel Water Separator  
Electrical Fuel Transfer Pump  
Battery Heater

Alternator Anti-condensation Heater  
Load Bank  
Electrical Fuel Level Sensor  
Fuel Level Protection  
Spare Parts  
Oil Heater

## STANDARD SPECIFICATIONS

Warranty	All generating sets are covered under warranty policy for a period of 12 months in line with the manufacturers' warranty policy		
Quality Standards	The equipment meets the following standards: BS4999, BS5514, IEC 60034, VDE0530, NEMA MG 1.22 and ISO 8528		
Engine Filtration System	Air filter, Fuel filter, Oil filter. All filters have replaceable elements		
Fuel System	On generating sets up to 650KVA, the base frame design is incorporated with an integral fuel tank with a capacity of approx... 8 hours running at average load. The tank is supplied with fill cap breather, fuel feed and return pipes to the engine and drain plug	Mounting Arrangement	<p><b>Base Frame:</b> The complete generating set is mounted as a whole in a heavy duty fabricated steel base frame.</p> <p><b>Coupling:</b> The engine and alternator are directly coupled by means of an SAE flange. The engine flywheel is flexibly coupled to the alternator rotor</p> <p><b>Anti-Vibration Mounting Pads:</b> Anti-vibration pads are affixed between the engine/ alternator feet and the base frame thus ensuring complete vibration isolation of the rotating assembly</p> <p><b>Safety Guards:</b> The fan &amp; fan drive along with the battery charging alternator are safety guard protected for personnel protection</p>
Cooling Radiator	Radiator and cooling fan, complete with safety guards, designed to cool the engines at high ambient temperatures		
Exhaust System	Heavy duty industrial exhaust silencer Silencer noise reduction level: 22 (dB) Maximum allowable back pressure: 10 (kPa)		
Documentation	Operation & Maintenance manual, circuit wiring diagrams and commissioning / fault finding instruction leaflets are accompanied with the generator	Factory Tests:	The generating set is load tested before dispatch. All protective devices control functions and site load conditions are simulated. The generator and its systems are checked before dispatch
		Equipment Finishing:	All mild steel components are fully degreased and painted with powder coated paint to ensure maximum scuff resistance and durability
Assembled in facilities certified to ISO 9001			

**OTS – Generators 3307, 1st Floor, Tayouneh, Facing Ghobeiry Police Station  
Ghobeiry –Lebanon Phone: +961-1-271010, Whatsapp: +96181432901  
info@ots-int.com - www.ots-int.com**